



Food and Agriculture
Organization of the
United Nations

EUROPEAN PRICE REPORT



Issue 3/2020 March 2020

Latest trends

The COVID-19 outbreak has impacted the Italian food and fish market dramatically. Restaurant dining was restricted by government decree on 10 March 2020, which weakened overall demand for fish and seafood. Catering businesses have also been affected, as companies are now instructing their employees to telework rather than come in to the office. Outside of enforced restrictions, people are generally reluctant to leave their homes, not only in the Northern part of the country where attempts to contain the virus have seen entire areas put under quarantine.

Supermarkets have had to deal with a surge of panic purchases, leading to a collapse of logistical supply systems in many urban areas. At the same time, in order to quickly shift fresh fish supplies, prices have been lowered. Italy is just the tip of the iceberg, however, and similar situations are likely to emerge in the rest of Western Europe over the coming weeks.

While sales of fresh seafood have been heavily impacted by the outbreak, sales of canned seafood are reported to be increasing as people look to stock up on non-perishable food items. Many Italian supermarkets are now sold out of canned tuna, canned sardines and canned mackerel. The same consumer behaviour is likely to be observed in other European countries in the near future. This strong demand for canned products is pushing raw material prices upwards for some products.

GROUND FISH

In the Russian Far East, prices of Alaska pollock are increasing due to growing demand and an upward trend in prices in China where fillet production is restarting in the wake of the COVID-19 outbreak.

Index for prices

| | |
|-------------------------|----|
| Groundfish | 10 |
| Flatfish | 11 |
| Tuna | 12 |
| Small Pelagics | 12 |
| Cephalopods | 13 |
| Crustaceans | 14 |
| Bivalves | 16 |
| Salmon | 16 |
| Trout | 17 |
| Freshwater fish | 17 |
| Non Traditional Species | 17 |
| Seabass-Seabream-Meagre | 18 |

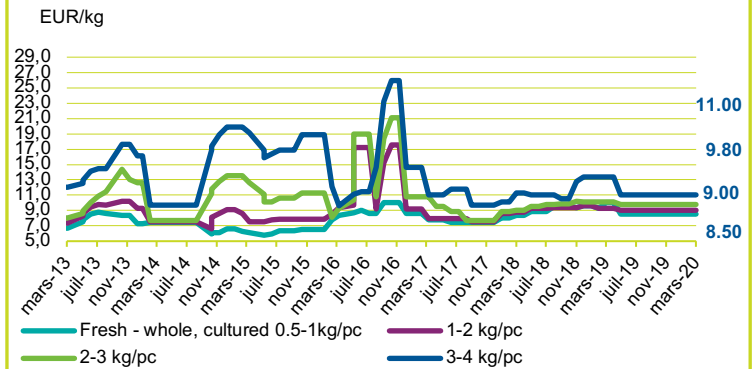
The **European Fish Price Report**, based on information supplied by industry correspondents, aims to provide guidance on broad price trends. Price information is indicative and should be used only for forecasting medium- and long-term trends. FAO is not responsible for any errors or omissions.

In Southern Europe, consumption of wet-salted cod fillets from frozen raw material (*Gadus macrocephalus*) and wet-salted cod fillets (*Gadus morhua*) from fresh raw material of Faroese and Icelandic origin is decreasing due to the COVID-19 outbreak. In Italy the situation is worrisome, particularly in areas of northern Italy such as Veneto and Lombardia where the impact of COVID-19 has led to a sharp reduction in demand. The situation is likely to become worse over the coming weeks. Producers are now holding significant quantities of unsold stocks of cured cod, meaning that prices are likely to drop rapidly.

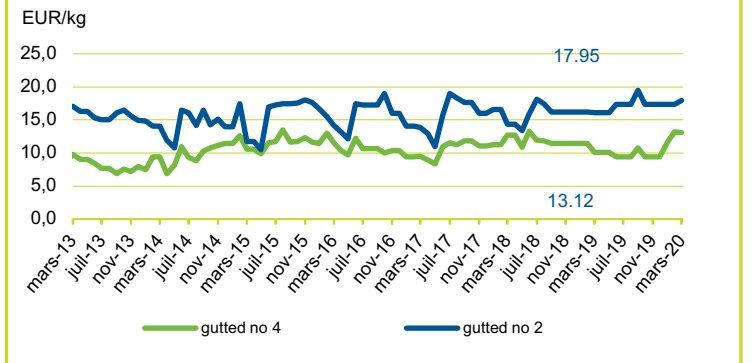
Meanwhile, turbot production is stable, and both demand and prices are high. However, the lock down of the Italian market, especially the restaurant sector, together with the halting of flights from Spain to Italy will lead to deteriorating demand and lower price forecasts.

Sole prices were surprisingly high, especially in this moment of reduced sales to the restaurant market. This was especially true for the bigger sizes. However, the market is likely to develop and respond to the present COVID-19 crisis.

TURBOT - in Spain, origin: Spain



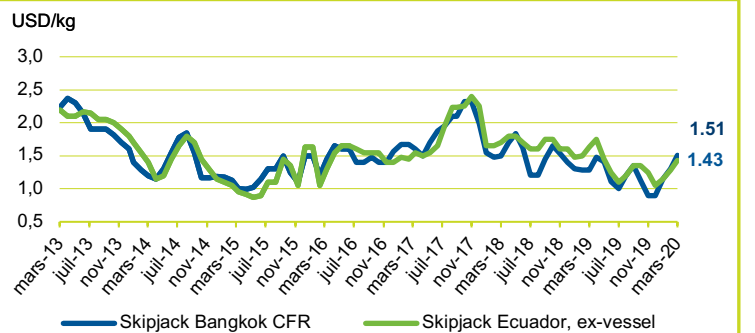
Sole - origin: Netherlands



TUNA - BILLFISHES

Fishing in the Western and Central Pacific has generally been poor except for a couple of days. While the number of carriers arriving in Thailand remains low, Thai canneries are still reporting adequate raw material inventories. There are reports that finished goods orders are increasing due to consumers stocking up on canned food items in response to the COVID-19 outbreak.

TUNA - Pacific Ocean

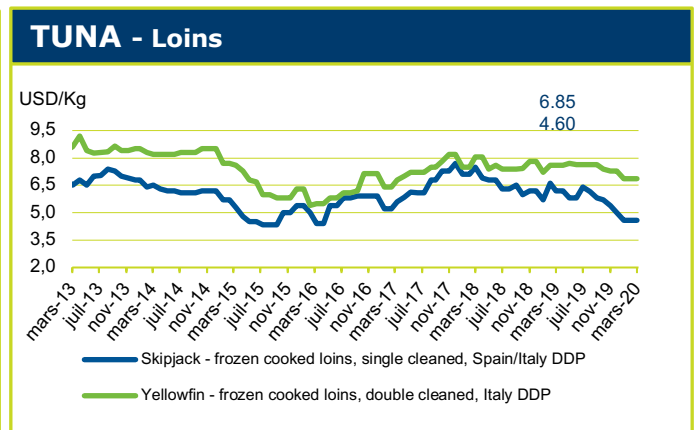
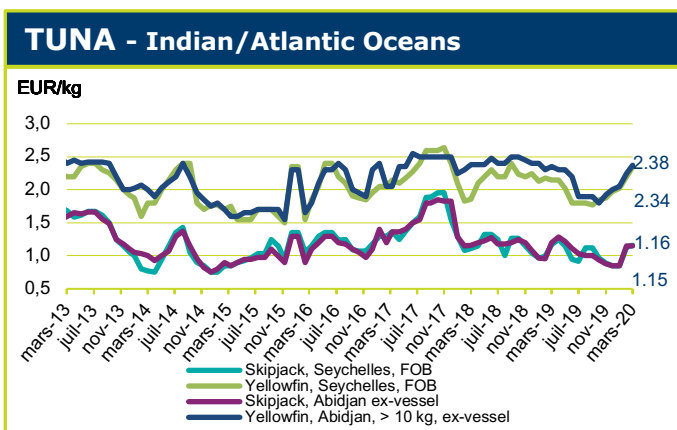
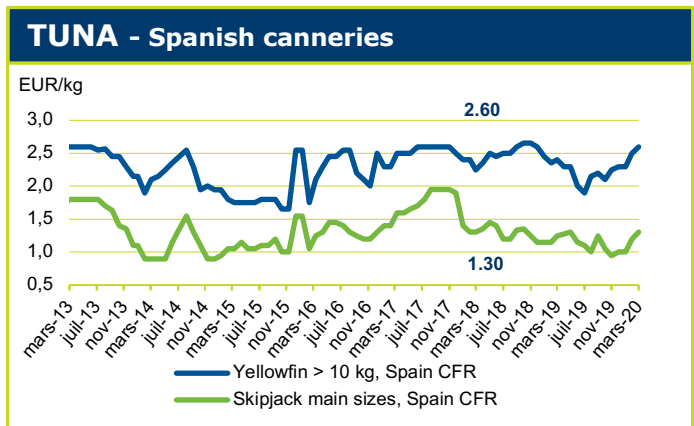


EU-flagged boats have recently restarted fishing in the Seychelles EEZ after the EU-Seychelles fishing agreement was ratified. Catches in the Indian Ocean are reported to be moderate. Skipjack prices have risen while yellowfin prices have increased by a larger margin.

Fishing in the Eastern Pacific is reported to be good and raw material inventories at local canneries remain healthy. Following the upward trend in Thailand, skipjack prices continue to rise. Prices for Ecuadorian, EU-eligible yellowfin are stable at February levels.

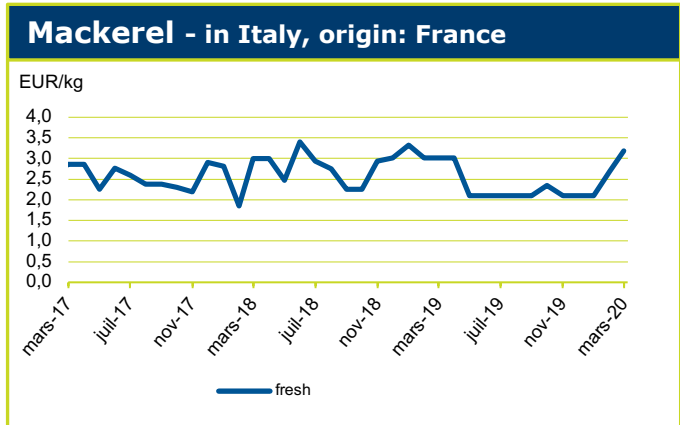
The 2-month FAD closure in the Atlantic Ocean ended on 29 February, but fishing is reported to be slow for now. Raw material inventories at local canneries have fallen to moderate-to-low levels. Skipjack prices are stable but yellowfin prices have increased.

European prices for skipjack and yellowfin continue to increase, while loin prices are stable.



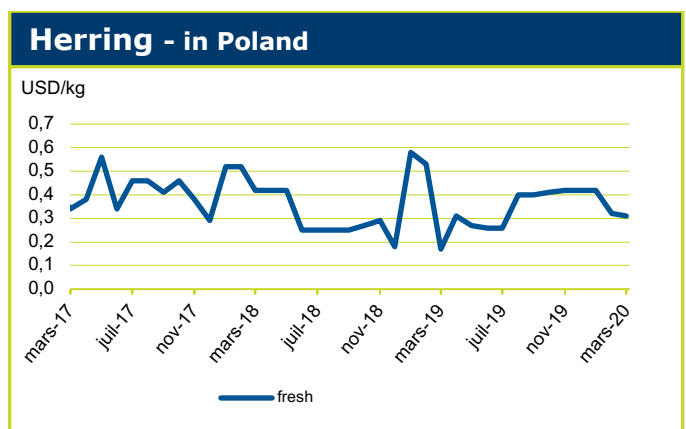
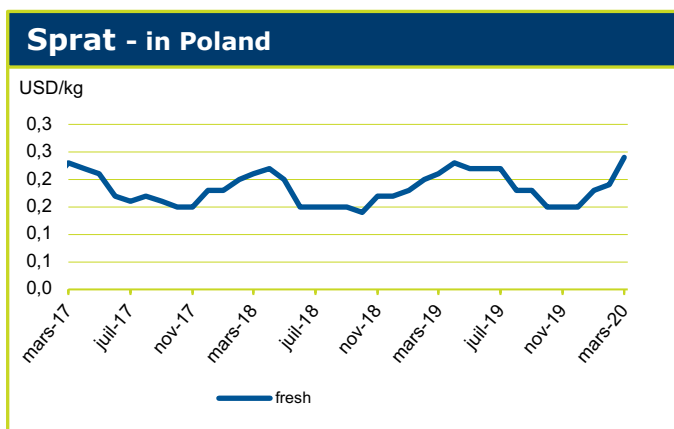
SMALL PELAGICS

Mackerel prices from Norway are likely to ease further in 2020, with quotas up strongly year-on-year. So far prices have averaged NOK 13.09 per kg, compared with NOK 13.92 per kg last year. Frozen mackerel exports in January 2020 out of Norway totalled 25 900 tonnes, up 18 percent from January 2019. The Republic of Korea overtook China as the main importing country in January, while Japan was the third largest importer. The unit value of frozen mackerel exports from Norway went down slightly from USD 1.85 per kg in January 2019 to USD 1.80 per kg in January 2020.



Polish herring catches are reported to be moderate, but lacklustre demand has led to lower prices. Meanwhile, Polish sprat catches have been good, but strong demand has lifted prices.

Good demand is reported in Europe for canned mackerel and canned sardines as purchases of non-perishable food items increase as a result of the COVID-19 situation, accompanied by slight price gains.

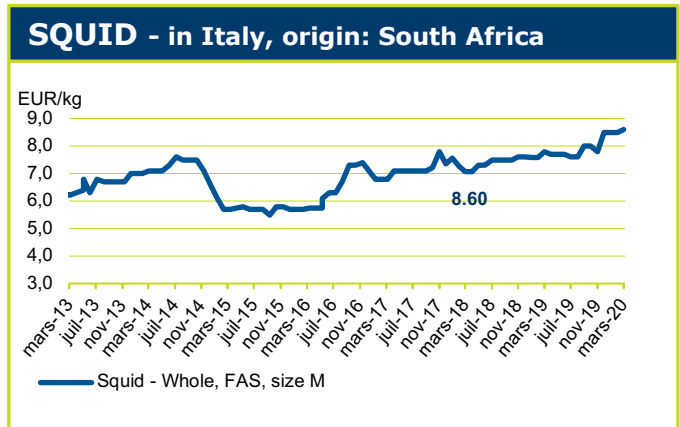


CEPHALOPODS

The impact of the complete lock down of the Italian restaurant sector has still to be fully felt in the cephalopod market, but all indicators point to very slow trade in the months to come. Squid prices have already moved down and the Spanish market is weakening. Meanwhile, Japan is also reporting lower imports. Octopus prices are still high but are likely to fall soon.

Squid catches by the Moroccan fleet were high again early this year, leading to weaker prices on European markets and diminished buying interest for products from other suppliers.

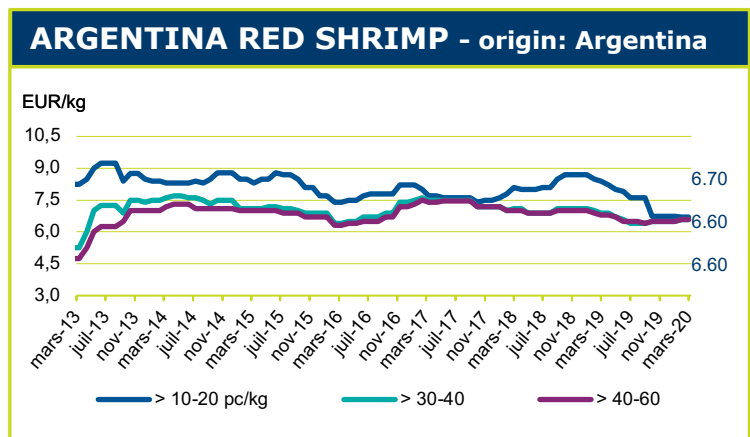
Currently octopus supply from Indonesia is stable even though this month marks the end of the peak production season. Raw material prices are stable compared with last month but still low as demand in Europe suffers the economic consequences of COVID-19.



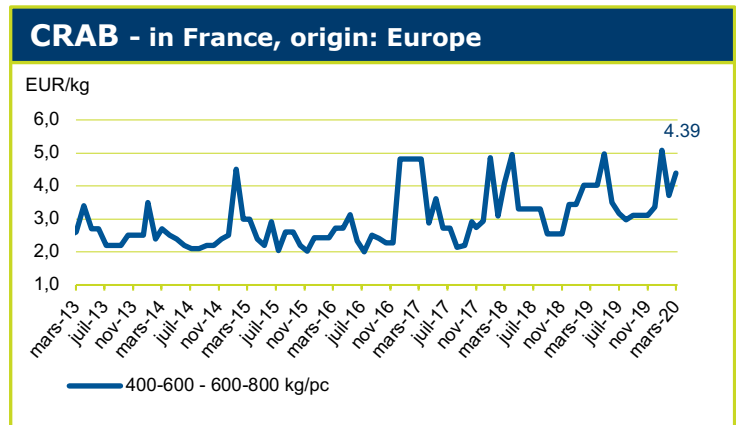
CRUSTACEANS

Mid-sized Indonesian shrimp are in good supply, but availability of small size *Vannamei* (71/90) is limited as farmers are opting to wait for larger sizes. The impact of COVID-19 in China first and subsequently in Europe has led to failing prices for shrimp. However, demand in China is now showing some signs of recovery and a large proportion of Indonesian shrimp will likely be directed to this market.

Argentine shrimp is also suffering from weak demand in Europe due to COVID-19. At the same time, there is still plenty of processed shrimp held in cold storage as a consequence of limited demand from China in early 2020. Given the difficult market situation, the start of fishing by the freezing fleet is likely to be postponed until April.



Crab prices have dropped due to decreased exports to China as a result of the virus outbreak, especially during the Chinese New Year festivities which were disrupted this year. Decreased exports to China lead to higher supplies on the European markets and consequently to downward price pressure.

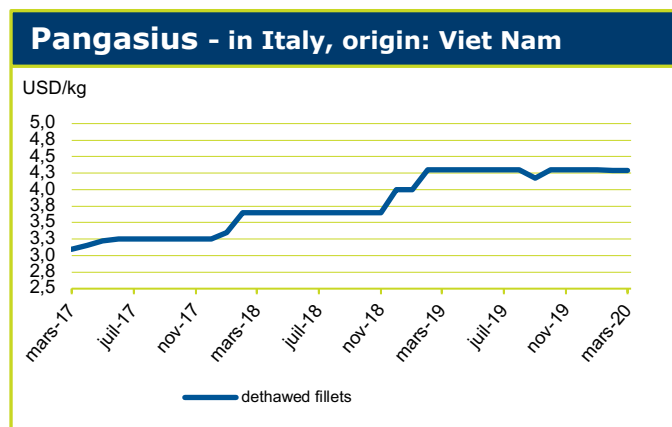


Lobster prices peaked as usual during the end of year period, with prices generally firmer than last year. At present, however, sales are slow, also depressed by slow demand from the Chinese market.

FRESHWATER FISH

Spanish imports of frozen pangasius fillets from Viet Nam improved slightly in 2019 but were still very low in historical terms. While Spain imported 30 900 tonnes in 2014 and 21 000 in 2016, last year's figure was a rather modest 5 700 tonnes, 2 percent more than in 2018. The unit value has followed the opposite trend, rising from around USD 2.20 per kg in the years of higher import volumes to some USD 3.10-3.20 per kg at present.

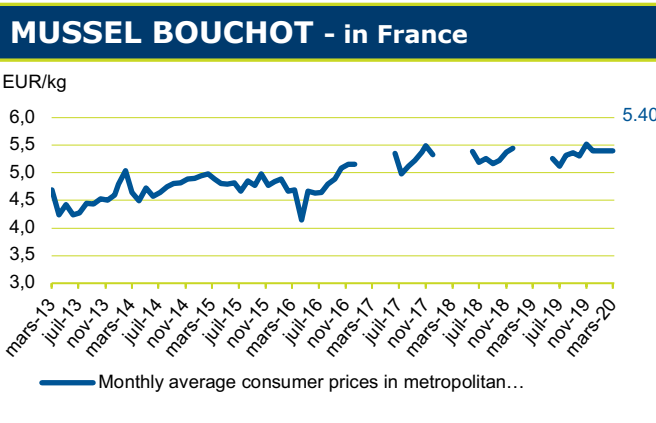
UK is now the main frozen pangasius fillets importer amongst European countries, reporting imports of some 12 800 tonnes in 2019, more or less on a par with previous years. The unit value of this product in the UK is higher than in Spain at USD 4.00 per kg in 2019. The product has practically completely replaced cod as the main ingredient in the traditional fish and chips dish in the UK.



BIVALVES

A wide range of mussels are still available on the French market, although the Baie du Mont-Saint-Michel Bouchot mussel season officially ended on 25 February 2020. The next season will probably start in July.

Oyster sales are now declining from their seasonal peak. Norovirus outbreaks in France leading to cases of gastroenteritis have not been conducive to sales and have also caused temporary closures of production sites.



SALMON

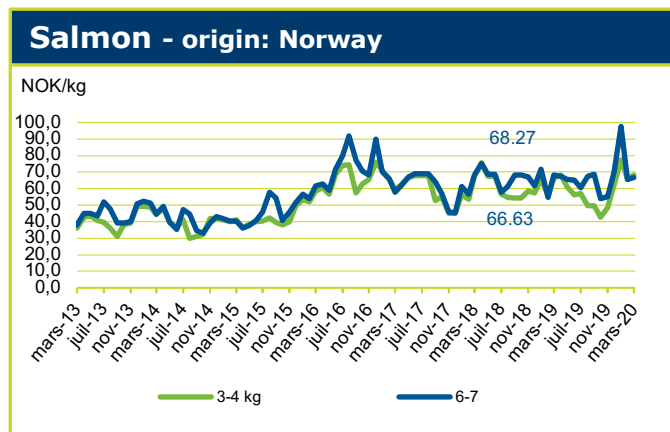
There have been several different factors influencing prices of farmed Atlantic salmon on European markets in recent weeks. Firstly, the widespread slowdown in economic activity associated with the COVID-19 outbreak has negatively impacted demand, particularly foodservice, and disrupted processing activity. The imposition of a ban on incoming flights from Europe by the US government has additional implications for the European salmon market because a large proportion of farmed salmon supplied to the US market by European producers such as Norway and Scotland is transported aboard passenger planes. This means that fresh product supply originally intended for the USA will instead need to be redirected to European markets.

At the same time, however, this is typically a relatively slow period for harvesting and available volumes are manageable. Also exerting upward price pressure is the relatively steep depreciation of both the British pound and the Norwegian krone versus the euro and the US dollar in recent weeks. The net result of these different drivers has been a 4.3 percent gain in the NASDAQ salmon index to NOK 67.07 as of week 10 compared with 4 weeks prior, despite a decline of some 10 percent over the course of the first week of March. The index is now approximately on a par with the same week last year, although prices were significantly higher throughout February this year.

According to the most recent report from the Norwegian Seafood Council (NSC), Norway exported 81 100 tonnes of salmon worth NOK 59 billion, increases of 1 percent and 16 percent compared with the same month in 2018. For January and February combined, the totals were 168 000 tonnes (+1 percent) and NOK 12.6 billion (+18

percent). Meanwhile, in the UK, the industry has been struggling with uncertainty and price volatility as the COVID-19 outbreak has worsened. However, risk management and damage mitigation strategies developed as part of the sector’s preparations for Brexit have proved useful in limiting the impact to some extent. Prices for 2-3 kg farmed Atlantics out of Scotland were selling for GBP 6.30-6.60 per kg in week 10, marginally higher than the same week last year.

Despite the steep drops in stock price for many list salmon companies and the severe economic impact of the virus outbreak, many in the industry remain hopeful that this will be a short-lived downturn. Forward prices at Fish Pool for the second quarter are largely stable at NOK 64 per kg and NOK 57.75 per kg for the second half of the year. The supply-demand balance is relatively tight this year and prices are unlikely to see a severe decline despite temporary volatility.



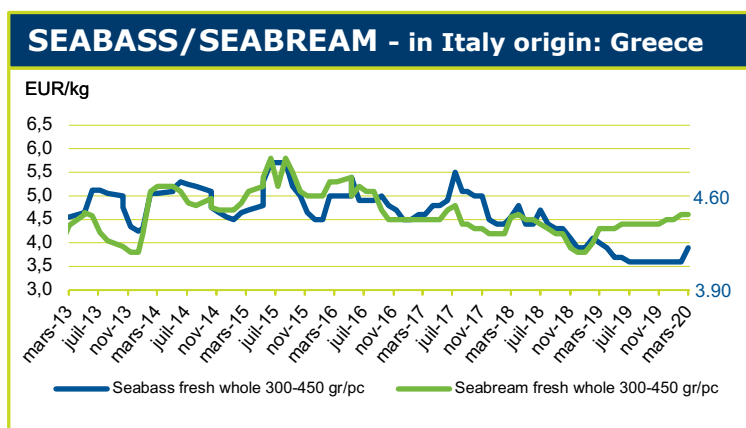
TROUT

Farmed trout supply in Norway has continued its multi-year upward trend in early 2020, with biomasses 19 percent higher year-on-year as of the end of January. Fresh trout prices out of Norway were 8 percent lower at NOK 61.31 per kg in week 9 compared with the same week last year. According to the NSC, Norway exported 4 900 tonnes of trout worth NOK 302 million in February, increases of 39 percent and 24 percent respectively. In the first two months of the year, NSC reported total exports of 10 600 tonnes (+41 percent) and NOK 148 million (+29 percent).

SEABASS SEABREAM

The effects of the COVID-19 outbreak on the European bass and bream market has so far been limited, mainly because the peak consumption period has not yet begun. Prices for bass have been increasing over the last month while bream prices have generally been stable. However, in the warmer months both species are popular seafood options in restaurants in Mediterranean countries that have been heavily affected by the virus, particularly Italy and Spain, and if the current situation persists then demand will inevitably be affected.

In Spain, supply is now tightening due to the impact of storm Gloria, which led to the loss of almost half of Spanish bass and bream production. Initially the recapture of large quantities of escaped fish by the Spanish fishing fleet resulted in a price drop as these volumes hit the market, but in the longer term this reduction in available supply is expected to lift prices so long as the demand effect of the virus outbreak response is relatively short-lived.





| Fish Species Trade Name | Product Form | Grading | Price per kg | | Reference & Area | Origin |
|--|--|--------------|---------------------------------------|---------------------------------------|---|-------------------|
| | | | As stated | EUR USD | | |
| GROUND FISH | | | | | | March 2020 |
| Cod/Cabillaud, Morue/ Bacalao <i>Gadus morhua</i> | Fresh gutted | | | 1,89 2,07 | Poland FOB | Baltic Sea |
| | IQF portion, single frozen | 100-150 g/pc | | 8,70 9,44 | Italy CIF CPT | Iceland |
| | Fresh - fillet | 50-100 g/pc | | 4,00 4,34 | | Belgium |
| | | 100-200 | | 5,00 5,43 | | Denmark |
| | | 200-400 | | 8,64 9,38 - | | |
| | Fresh - Whole | 1-2 kg/pc | | 7,99 8,67 - | FCA CIF DDP CIF DDP FCA CIF | Poland |
| | | 2-4 | | 8,47 9,19 - | | |
| | Fresh gutted | 2-3 kg/pc | | 6,27 6,81 | | Spain |
| | | 50-100 g/pc | | 4,31 4,68 | | |
| | Fresh - fillet | 100-200 g/pc | | 9,22 10,01 + | | Iceland |
| | | 200-400 | | 10,50 11,40 - | | |
| | Fillet- IQF | 500-1000g/pc | | 4,80 5,21 | | Norway |
| | | | | 4,45 4,83 | | |
| Fillet - wet salted- 1st quality produced from fresh raw material | 700-1000 g/pc | | 9,80 10,64 + | Denmark | | |
| | Portion single frozen, 10% glaze | 100-150 g/pc | 8,65 9,39 | | | |
| Stockfish | 700 g/pc | | 27,00 23,00 = | Namibia FOB for Spanish market | | Namibia |
| | 60-80 g/pc | | 31,70 34,41 | | | |
| Fillet - wet salted- 1st quality produced from frozen raw material | 400-700 g/pc | | 8,70 9,44 - | Italy CIF CPT | | Croatia |
| | | | | | | |
| Hake/Merlu/Merluza <i>Merluccius capensis</i> | Minced block | | 1,83 1,99 | Spain EXW | USA | |
| | IQF portion, trapeze | 90-110 g/pc | 7,85 8,52 | | | |
| | Fresh - whole | 100-200 g/pc | | | | 4,77 5,18 - |
| | | 200-300 | | | | 4,80 5,21 - |
| | Fresh - gutted | 100-200 g/pc | | | | 4,90 5,32 |
| 200-300 | | | 5,50 5,97 | | | |
| 300-400 | | | 6,10 6,62 + | | | |
| <i>Merluccius productus</i> | Fillet, PBO | | 2,93 3,20 = | | | |
| | Minced block | | 1,92 2,10 = | | | |
| Alaska pollack/Lieu de l'Alaska/Colín de Alaska <i>Theragra chalcogramma</i> | H&G | >25 | 1,26 1,37 - | Russian Fed. wholesale Vladivostok | Russian Fed. | |
| | | >30 | 0,81 0,88 | | | |
| | | >25 | 1,48 1,28 - | | | |
| Haddock/Eglefin/Eglofino <i>Melanogrammus aeglefinus</i> | H&G | < 0.8 kg/pc | NOK 25,00 2,14 2,26 - | Sweden FCA | Norway | |
| | | | | | | |
| Ling/Lingue franche/ Maruca <i>Molva molva</i> | Fillet - wet salted Produced from fresh raw material 1st quality | 1-1.5 kg/pc | 5,60 6,08 = | Italy DDP | Faeroe Islands | |
| Monkfish/Baudroie/ Rape <i>Lophius spp.</i> | Fresh - Tail | < 0.3 kg/pc | 7,30 7,92 | Italy CPT | UK | |
| | | 0.3-0.5 | 11,35 12,32 | | | |
| | | 0.5-1 | 13,32 14,46 | | | |
| | | 1-2 | 14,23 15,45 | | | |
| | | > 2 | 15,76 17,11 | | | |
| | Fresh - whole | 0.5-1 kg/pc | 5,78 6,27 | FCA | France | |
| | 1-2 | 6,00 6,51 | | | | |
| John Dory/ Saint Pierre Pez de San Pedro <i>Zeus faber</i> | Fresh whole | 1-2 kg/pc | 17,00 18,45 | France wholesale | France | |
| | | 2-3 | 21,50 23,34 | | | |
| | Fresh - gutted | 600-800 g/pc | 9,90 10,75 | Italy CPT | Senegal | |
| | | 800-1000 | 9,76 10,59 | | | |
| | | 1000-2000 | 9,41 10,21 | | | |
| Fresh- whole headless | small | 0,80 0,87 | Mauritania FOB for European market | Mauritania | | |
| | medium | 3,20 3,47 | | | | |
| | big | 4,10 4,45 | | | | |
| | | 4,60 4,99 | | | | |



| Fish Species Trade Name | Product Form | Grading | Price per kg | | | Reference & Area | Origin |
|---|--|--------------|--------------|-------------|---------------------------------------|---------------------|-------------------|
| | | | As stated | EUR | USD | | |
| FLATFISH | | | | | | | March 2020 |
| Turbot/Rodaballo <i>Psetta maxima</i> | Fresh - whole farmed | 0.5-1 kg/pc | 8,50 | 9,23 = | Spain CIF | Spain | |
| | | 1-2 | 9,00 | 9,77 = | | | |
| | | 2-3 | 9,80 | 10,64 = | | | |
| | | 3-4 | 11,00 | 11,94 = | | | |
| | Fresh - whole wild | < 0.5 kg/pc | 9,50 | 10,31 | Spain DDP | Netherlands | |
| | | 0.4-0.6 | 8,45 | 9,17 | | | |
| 0.8-1 | | 13,05 | 14,16 | | | | |
| 1-2 | | 18,50 | 20,08 | | | | |
| 2-3 | | 22,00 | 23,88 | | | | |
| 3-4 | | 22,00 | 23,88 | | | | |
| Fresh - whole farmed | 0.4-0.6 kg/pc | 6,70 | 7,27 | Italy CPT | Spain/Portugal | | |
| | 0.6- 0.8 | 8,09 | 8,78 - | | | | |
| | 0.8-1 | 8,78 | 9,53 - | | | | |
| | 1-1.5 | 9,15 | 9,93 - | | | | |
| | 1.5-2 | 9,55 | 10,37 + | | | | |
| | 2-2.5 | 8,58 | 9,31 + | | | | |
| | 2.5-3 | 9,37 | 10,17 + | | | | |
| | 3-4 | 9,85 | 10,69 + | | | | |
| Fresh - whole | 0.5-1 kg/pc | 11,04 | 11,98 - | Netherlands | | | |
| | 1-2 | 16,58 | 18,00 | | | | |
| | 2-3 | 16,23 | 17,62 | | | | |
| | 3-4 | 19,95 | 21,65 | | | | |
| | > 4 | 24,50 | 26,59 | | | | |
| Fresh - gutted | 0.7-1kg/pc | 11,96 | 12,98 | | | | |
| | 1-2 | 14,63 | 15,88 - | | | | |
| Sole/Sole/ Lenguado <i>Solea vulgaris</i> | Fresh - whole wild | < 175 g/pc | 7,25 | 10,80 | Spain CIF | | |
| | | 170-200 | 14,70 | 15,96 | | | |
| | | 200-300 | 15,80 | 17,15 | | | |
| | | 200-250 | 18,55 | 20,13 | | | |
| | | 300-500 | 20,40 | 22,14 | | | |
| | | 400-500 | 25,40 | 27,57 | | | |
| | | 500-600 | 21,30 | 23,12 | | | |
| | 1 small | | 4,00 | 4,34 | Mauritania FOB for European market | Mauritania | |
| | | 2 small | 3,00 | 3,26 | | | |
| | | 3 small | 2,30 | 2,50 | | | |
| | | 4 small | 1,90 | 2,06 | | | |
| Medium | 4,50 | 4,88 | | | | | |
| Fresh - whole wild | 200-300 g/pc | 21,60 | 23,44 | Italy CPT | France | | |
| | 300-400 | 24,70 | 26,81 | | | | |
| | No. 3 | 13,24 | 14,37 | | | | |
| | No. 5 | 9,50 | 10,31 | | | | |
| Sole/Sole/ Lenguado <i>Solea vulgaris</i> | Fresh - whole | No. 2 | 22,93 | 24,89 - | Italy CPT | Netherlands | |
| | | No. 3 | 18,30 | 19,86 - | | | |
| | | No. 4 | 14,73 | 15,99 | | | |
| | Fresh - gutted | No. 2 | 17,95 | 19,48 + | | | |
| | | No. 3 | 15,65 | 16,99 - | | | |
| | No. 4 | 13,12 | 14,24 - | | | | |
| | No. 5 | 10,00 | 10,85 = | | | | |
| European plaice/ Plie d'Europe/ Solla europea <i>Pleuronectes platessa</i> | Fresh - whole | 300-400 g/pc | 5,55 | 6,02 | Spain CIF | | |
| | | 400-600 | 4,70 | 5,10 | | | |
| | | > 600 | 5,40 | 5,86 | | | |
| | IQF, white skin-on, 25% glaze | No. 2 | 6,00 | 6,51 | Netherlands FOB for Italian market | | |
| IQF skin-off, 25% glaze | | 6,25 | 6,78 | | | | |
| European Flounder/ Fiet d'Europe/ Platija europea <i>Platichthys flesus</i> | Fresh - fillets skin-on skinless whole | Large | 5,65 | 6,13 | Italy CPT | | |
| | | Large | 6,41 | 6,96 | | | |
| | | | 2,19 | 2,38 | | | |
| | Fresh, whole | | 1,51 | 1,64 | FCA CPT | Denmark | |
| | | | 1,81 | 1,96 | | | |
| | | | | | | | |
| <i>Scophthalmus rhombus</i> | Fresh, whole | 500-1000g/pc | 10,60 | 11,51 + | Netherlands | | |
| | | 1000-2000 | 15,64 | 16,98 + | | | |
| | Fresh, gutted | 500-1000g/pc | 8,60 | 9,33 + | | | |
| | 1000-2000 | 13,08 | 14,20 - | | | | |



| Fish Species Trade Name | Product Form | Grading | Price per kg | | Reference & Area | Origin | |
|--|---|-----------------------|--------------|------------|---------------------------------------|-----------------------------------|---------|
| | | | As stated | EUR USD | | | |
| TUNA/BILLFISHES | | | | | | March 2020 | |
| Tuna/Thon/Atún <i>Thunnus spp.</i> | Skipjack - whole | | 1,38 | 1,51 + | Bangkok CFR FOB | Western/Central Pacific Ocean | |
| | | | 0,89 | 0,97 | | | |
| | Skipjack - whole | | 1,30 | 1,43 + | Ecuador ex-vessel | Eastern Tropical Pacific Ocean | |
| | Yellowfin - whole | | 2,29 | 2,50 = | | | |
| | Skipjack - whole | | 1,16 | 1,25 + | Seychelles FOB | Indian Ocean | |
| | Yellowfin - whole | | 2,34 | 2,54 + | | | |
| | Skipjack - whole | | 1,15 | 1,25 = | Abidjan ex-vessel | Atlantic Ocean | |
| | Yellowfin - whole | > 10 kg | 2,38 | 2,58 + | | | |
| | Skipjack - whole | 1.8-3.4 kg/pc | 1,30 | 1,41 + | Spain CFR | Various origins | |
| | Yellowfin - whole | > 10 kg | 2,60 | 2,82 + | | | |
| | Skipjack - cooked & cleaned loins - vacuum packed | double cleaned | 4,21 | 4,60 | Italy DDP | Solomon Islands | |
| | Yellowfin - cooked & cleaned loins - vacuum packed | double cleaned | 6,26 | 6,85 | | Kenya/Mauri- tius/Solomon Is. | |
| | Skipjack | > 1.8 kg/pc | 1,10 | 1,20 | Tunisia CFR | Seychelles | |
| | | | 1,58 | 1,73 | | Ghana | |
| | Yellowfin - whole | > 10 kg 3-10 kg/pc | 2,25 | 2,44 | Spain DAT | Atlantic Ocean | |
| | | | 1,77 | 1,92 | | | |
| | Yellowfin- frozen loins | | 6,69 | 7,32 | DDP DAT | Eastern Pacific | |
| | Skipjack - whole | > 3.5 kg | 1,30 | 1,41 | | Atlantic Ocean | |
| | Skipjack- frozen loins | | 4,88 | 5,29 | DDP | Eastern Pacific | |
| | Skipjack - cooked loins | single cleaned | 5,98 | 4,10 - | | | |
| Bigeye- frozen loins | | 5,98 | 7,10 | DAT | Atlantic Ocean | | |
| Bigeye- whole | > 10 kg | 2,23 | 2,42 | | | | |
| Skipjack - whole | | 1,92 | 2,10 | Europe CFR | Ecuador | | |
| Yellowfin - pre-cooked loins | double cleaned | 5,40 | 5,90 | | | | |
| | single cleaned | 4,57 | 5,00 | | | | |
| Skipjack - pre-cooked loins | | 4,48 | 4,90 | | | | |
| Swordfish/Espadon/ Pez espada <i>Xiphias gladius</i> | Fresh- whole | | 13,50 | 14,65 | France wholesale | Atlantic | |
| | Frozen- filet, vacuum | | 8,40 | 9,12 | | Spain | |
| | Fresh - gutted | < 12 kg/pc | 10,50 | 11,40 | Italy FCA | | |
| | Whole Mediterranean | 13-18 | 10,50 | 11,40 | | | |
| | | 19-25 | 10,50 | 11,40 | | | |
| | | 26-35 | 7,01 | 7,61 | | | |
| | | Whole Atlantic | 19-25 | 8,62 | | | 9,36 |
| | | 26-35 | 8,62 | 9,36 | | | Morocco |
| | | 36-50 | 8,33 | 9,04 | | | |
| | | > 50 | 9,88 | 10,72 | | | |
| SMALL PELAGICS | | | | | | March 2020 | |
| Mackerel/Maquereau/ Caballa <i>Scomber scombrus</i> | Fresh - whole | | 2,85 | 3,09 | Italy CPT | Belgium | |
| | | | 2,49 | 2,70 - | | UK | |
| | | | 1,00 | 1,09 - | | Croatia | |
| | | | 2,82 | 3,06 | | Norway | |
| | | | 3,18 | 3,45 + | | France | |
| | 4-6 pc/kg | 2,73 | 2,96 - | | | | |
| | Fresh - Fillets butterfly cut | | 5,20 | 5,64 | | | |
| | | | 5,33 | 5,79 - | | | |
| Mackerel/Maquereau/ Caballa <i>Scomber scombrus</i> | Whole | 3-4 pc/kg | 1,69 | 1,83 - | Spain FOB | Spain | |
| | | Large | 0,80 | 0,87 | Mauritania FOB for European market | Mauritania | |
| | | Medium | 0,75 | 0,81 | | | |
| | | Small | 0,75 | 0,81 | | | |
| Horse Mackerel/ Chincard/ Jurel <i>Trachurus spp</i> | Whole | > 24 cm/pc | 1,23 | 1,34 | Morocco FOB for European market | Morocco | |
| | | | | | | | |
| Herring/Hareng/Arenque <i>Clupeidae</i> | Fresh - fillet | | 2,77 | 3,01 | Italy CPT | Denmark | |
| | Fresh - whole | 250-300 g/pc | 0,78 | 0,85 - | Russian Fed. wholesale Moscow | Russian Fed. | |
| | | > 350 | 1,52 | 1,65 | | | |
| | | 250- 300 g/pc | 0,57 | 0,62 - | Russian Fed. wholesale Vladivostok | | |
| | | > 300 | 0,87 | 0,70 | | | |
| > 250 | 0,61 | 0,66 | | | | | |
| 70-100 g/pc | 0,28 | 0,31 - | Poland FOB | Baltic | | | |



| Fish Species Trade Name | Product Form | Grading | Price per kg | | Reference & Area | Origin | |
|--|---|-----------------|--------------|--------------------|---------------------------------------|-------------------|------------|
| | | | As stated | EUR USD | | | |
| SMALL PELAGICS (cont.) | | | | | | March 2020 | |
| Sprat/Sprat/Espadín <i>Sprattus sprattus</i> | Fresh - whole | | 0,22 | 0,24 + | Poland FOB | Baltic | |
| Sardine/Sardine/ Sardina <i>Sardina pilchardus</i> | Fresh - whole | | 1,23 | 1,34 | Italy CPT | Croatia | |
| | | | 1,70 | 1,85 | | Spain | |
| | | | 1,07 | 1,16 | | Italy | |
| | | | 2,07 | 2,25 | | France | |
| | Fresh - fillet | | 5,03 | 5,46 + | FCA | UK | |
| | | | 4,15 | 4,50 + | | Spain | |
| | | | 3,80 | 4,12 | | Croatia | |
| | | | 1,75 | 1,90 | | Italy | |
| | | | 6,00 | 6,51 | | France | |
| Whole, IQF, 3% glaze H& G | | 2,30 | 2,50 - | France - wholesale | France | | |
| Anchovy/Anchois/ Boquerón <i>Engraulis encrasicolus</i> | Fresh | | 3,20 | 3,47 = | France - wholesale | France | |
| Horse Mackerel/ Chincard/ Jurel <i>Trachurus spp</i> | Fresh | > 250g | 4,50 | 4,88 = | | Europe | |
| CEPHALOPODS | | | | | | March 2020 | |
| Squid/Encornet/Calamar <i>Loligo spp.</i> | Whole | S (< 18 cm) | 7,40 | 8,03 + | Italy CIF | South Africa | |
| | | M (18-25) | 8,60 | 9,33 + | | | |
| | | L (25-30) | 9,70 | 10,53 + | | | |
| | | XL (>30) | 9,70 | 10,53 + | | | |
| | | | | | | | |
| <i>Loligo vulgaris</i> | Fresh - whole | 100-300 g/pc | 16,45 | 17,85 | FCA | Morocco | |
| | | 300-400 | 12,50 | 13,57 | | | |
| | | 400-600 | 10,20 | 11,07 | | | |
| | | 600-1000 | 13,50 | 14,65 | | | |
| | | | 12,30 | 13,35 | | Croatia | |
| Squid/Encornet/Calamar <i>Loligo spp.</i> | Whole | 2 small | 3,85 | 4,18 | Mauritania FOB for European market | Mauritania | |
| | | 3 small | 3,65 | 3,96 | | | |
| | | 4 small | 3,50 | 3,80 | | | |
| | | small | 5,75 | 6,24 | | | |
| | | medium | 7,60 | 8,25 | | | |
| | | large | 8,40 | 9,12 | | | |
| Octopus/Poulpe/Pulpo <i>Octopus vulgaris</i> | Whole - FAS | T1 | 9,50 | 10,31 | Morocco FOB, for Spanish market | Morocco | |
| | | T2 | 8,75 | 9,50 | | | |
| | | T3 | 8,25 | 8,95 | | | |
| | | T4 | 7,75 | 8,41 | | | |
| | | T5 | 7,25 | 7,87 | | | |
| Octopus/Poulpe/Pulpo <i>Octopus vulgaris</i> | Sushi slice | 7 g/pc | 17,47 | 19,10 | Europe CFR | Indonesia | |
| | | 100% net weight | 17,65 | 19,30 | | | |
| | boiled cut | 100% net weight | | 8,41 | 9,20 | | |
| | | Flower type | 1-2 kg/pc | 4,21 | 4,60 | | |
| | 90% net weight | >2 | 5,40 | 5,90 | | | |
| | Frozen in land, pots and glaciers, 1° and 2° | T1 | T1 | 8,23 | 9,00 | Mauritania FOB | Mauritania |
| | | | T2 | 8,23 | 9,00 | | |
| | | | T3 | 8,23 | 9,00 | | |
| | | | T4 | 7,59 | 8,30 | | |
| | | | T5 | 7,32 | 8,00 | | |
| T6 | | | 7,77 | 8,50 | | | |
| T7 | | | 7,32 | 8,00 | | | |
| T8 | | | 6,86 | 7,50 | | | |
| Frozen on board | T1 | T1 | 7,77 | 8,50 | | | |
| | | T2 | 7,77 | 8,50 | | | |
| | | T3 | 7,77 | 8,50 | | | |
| | | T4 | 7,13 | 7,80 | | | |
| | | T5 | 6,86 | 7,50 | | | |
| | | T6 | 7,32 | 8,00 | | | |
| FAS | T7 | 7,32 | 8,00 | | | | |
| | T8 | 6,86 | 7,50 | | | | |



| Fish Species Trade Name | Product Form | Grading | Price per kg | | Reference & Area | Origin | | |
|--|---|---------------|--------------|---------|---------------------|-------------------|-------------|----------|
| | | | As stated | EUR USD | | | | |
| CEPHALOPODS (cont.) | | | | | | March 2020 | | |
| Octopus/Poulpe/Pulpo <i>Octopus vulgaris</i> | Fresh | | | 8,00 | 8,68 | Italy CPT | Croatia | |
| | | | | 3,33 | 3,61 | FCA | France | |
| | | | | 10,76 | 11,68 | CPT | Italy | |
| | | | | 7,81 | 8,48 | FCA | Spain | |
| | | | | 11,35 | 12,32 | CPT | Croatia | |
| | | | | 7,45 | 8,09 | | | |
| | | | 10% glaze | T3 | 8,42 | 9,14 | EXW | Morocco |
| | | | | T4 | 7,90 | 8,57 | | |
| | | | | T5 | 9,82 | 10,66 | | |
| | | | | T6 | 7,19 | 7,80 | | |
| | | | | T7 | 7,59 | 8,24 | | |
| | Fresh | | 13,00 | 14,11 | France, wholesale | Europe | | |
| | Frozen | | 11,00 | 11,94 | | | | |
| Octopus/Poulpe/Pulpo <i>Eledone moschata</i> | Fresh - whole | Mixed | | 4,53 | 4,92 | Italy CPT | Croatia | |
| | | Small | | 7,93 | 8,61 | | | |
| | | Medium | | 5,78 | 6,27 | | | |
| | | Extra | | 10,43 | 11,32 | | | |
| | Frozen- whole | 50-100 g/pc | | 4,63 | 5,06 | CFR | Yemen | |
| | | 100-200 | | 5,62 | 6,15 | | | |
| | | 200-300 | | 5,62 | 6,15 | | | |
| | | 300-500 | | 5,62 | 6,15 | | | |
| | | 400-600 | | 5,62 | 6,15 | | | |
| | | 600- 1000 | | 5,62 | 6,15 | | | |
| 500-1000 | | 5,62 | 6,15 | | | | | |
| 1000- 2000 | | 5,62 | 6,15 | | | | | |
| Cuttlefish/Seiche/ Sepia <i>Sepia spp.</i> | Frozen at land- whole block | 100-200 g/pc | | 4,48 | 4,90 | Vietnam CIF | | |
| | | 200-300 | | 4,48 | 4,90 | | | |
| | | >300 | | 4,48 | 4,90 | | | |
| | FAS- whole block | 200-300 g/pc | | 4,34 | 4,75 | | | |
| | | 300-500 | | 4,34 | 4,75 | | | |
| | | 500-1000 | | 4,34 | 4,75 | | | |
| | | 1000- 2000 | | 4,34 | 4,75 | | | |
| | Frozen- whole | 200- 300 g/pc | | 4,34 | 4,75 | Europe CIF | | |
| | | 300- 500 | | 4,34 | 4,75 | | | |
| | | 500- 1000 | | 4,34 | 4,75 | | | |
| CRUSTACEANS | | | | | | March 2020 | | |
| Whiteleg shrimp/ Crevette pattes blanches/Camarón patiblanco <i>Penaeus vannamei</i> | PD, chemical treatment 100% net weight treated with non-phosphate | 31-40 pc/lb | | 9,33 | 10,20 | Europe CFR | Indonesia | |
| | | 41-50 | | 8,09 | 8,85 | | | |
| | | 51-60 | | 8,41 | 9,20 | | | |
| | | 61-70 | | 7,91 | 8,65 | | | |
| | | 71-90 | | 7,32 | 8,00 | | | |
| | | 91-120 | | 7,00 | 7,65 | | | |
| | | | 20- 30 pc/lb | | 7,96 | 8,70 | Ecuador FOB | Ecuador |
| | | | 30- 40 | | 6,17 | 6,75 | | |
| | | | 40- 50 | | 5,72 | 6,25 | | |
| | | | 50- 60 | | 5,40 | 5,90 | | |
| | | | 60- 70 | | 5,17 | 5,65 | | |
| 70- 80 | | 4,98 | 5,45 | | | | | |
| Argentine red shrimp/ /Camarón/langostín argentino <i>Pleoticus muelleri</i> | Head-on, shell-on | 10-20 pc/kg | | 6,70 | 7,27 | Spain EXW | Argentina | |
| | | 20-30 | | 6,60 | 7,16 | | | |
| | | 30-40 | | 6,60 | 7,16 | | | |
| | | 40-60 | | 6,60 | 7,16 | | | |
| Deep-water rose shrimp/ Crevette rose du large/ Gamba de altura/ Parapenaeus longirostris | Farmed, organic, cooked | 20-30 pc/kg | | 26,00 | 28,22 | France, wholesale | Madagascar | |
| | | 30-40 | | 22,00 | 23,88 | | | |
| | Farmed, cooked | 40-50 | | 16,50 | 17,91 | | | |
| | | 40-50 | | 15,50 | 16,82 | | | |
| Norway lobster/ Langoustine/Cigala <i>Nephrops norvegicus</i> | Fresh - Whole, 4X1.5 kg | 31-40 | | 10,30 | 11,18 | Spain DDP | Netherlands | |
| | | 41-50 | | 8,52 | 9,25 | | | |
| | Tails | 40-60 | | 13,35 | 14,49 | | | |
| | | Whole | 00 pc/kg | | 17,25 | 18,72 | Spain CIF | Scotland |
| | | 0 | | 14,25 | 15,47 | | | |



| Fish Species Trade Name | Product Form | Grading | Price per kg | | | Reference & Area | Origin | |
|---|-----------------------------|-----------------------------|--------------|-------|---------------------------------------|--------------------------------------|--------------------------------|--------|
| | | | As stated | EUR | USD | | | |
| CRUSTACEANS (cont.) | | | | | | | March 2020 | |
| Norway lobster/ Langoustine/Cigala <i>Nephrops norvegicus</i> | Whole | 1 | | 9,25 | 10,04 | Spain CIF | Scotland | |
| | | 2 | | 5,25 | 5,70 | | | |
| | | 3 | | 4,75 | 5,16 | | | |
| | | 4 | | 4,40 | 4,78 | | | |
| | | 5 | | 4,15 | 4,50 | | | |
| | Fresh - whole | 4 | | 26,25 | 28,49 | Spain CIF | Netherlands | |
| | | 10-15 | | 18,00 | 19,54 | | | |
| | | 5-9 pc/kg | | 24,05 | 26,10 | | | |
| | | 11-15 | | 13,86 | 15,04 | | | |
| | | 16-20 | | 9,45 | 10,26 | | | |
| | | 20-30 | | 8,64 | 9,38 | | | |
| | | 31-40 | | 5,61 | 6,09 | | | |
| | Fresh - whole, headed | 41-50 | | 5,81 | 6,31 | Italy CPT | Denmark/ UK | |
| 6-9 pc/kg | | | 28,60 | 31,04 | | | | |
| 11-15 | | | 13,45 | 14,60 | | | | |
| 16-20 | | | 10,17 | 11,04 | | | | |
| 21-30 | | | 7,55 | 8,19 | | | | |
| 31-40 | | | 5,35 | 5,81 | | | | |
| European lobster/ Homard européen/ Bogavante <i>Homarus gammarus</i> | Live - bulk | 400-600 g/pc | | 38,00 | 41,24 - | France delivered to French vivier | Ireland | |
| | | 600-800 | | 38,00 | 41,24 - | | | |
| | Fresh - whole | Large | | 27,50 | 29,85 | Italy CPT | UK | |
| | | small | | 29,49 | 32,01 | | | |
| | | 400-600 g/pc | | 28,16 | 30,56 | | | |
| 600-800 | | | 19,19 | 20,83 | | | | |
| Live | 800-1000 | | 29,00 | 31,48 | Mauritania FOB for European market | Mauritania | | |
| | > 1kg | | 29,00 | 31,48 | | | | |
| | | | 14,00 | 15,20 | | | | |
| American lobster/ Homard américain/ Bogavante americano <i>Homarus americanus</i> | Live hard shell | > 3000g | | 16,95 | 18,40 | Canada FOB for European mkt | Canada | |
| | | 450-550 g | | 16,19 | 17,57 | | | |
| | | Live soft shell | | 15,07 | 16,36 | | | |
| | Popsicle | < 450 g/pc (canner size) | CAN | 24,73 | 17,79 | 16,43 | Canada FOB for European mkt | Canada |
| | | > 450 (market size) | CAN | 25,88 | 17,79 | 16,43 | | |
| | | | | | | | | |
| American lobster/ Homard américain/ Bogavante americano <i>Homarus americanus</i> | Whole cooked netted lobster | < 450 g/pc (canner size) | CAN | 19,50 | 13,40 | 12,38 | Europe CIF | Canada |
| | | > 450 g/pc (market size) | CAN | 22,50 | 15,47 | 14,29 | | |
| Caribbean spiny lobster/ Langouste blanche/ Langosta común del Caribe <i>Panulirus argus</i> | Tails | 5-6 oz | | 14,40 | 15,75 | Europe CIF | Nicaragua | |
| | | 7-9 oz | | 30,75 | 33,62 | | | |
| | | 10-24 oz | | 28,74 | 31,42 | | | |
| | Whole, raw Cooked | | | 15,55 | 17,00 | Europe CIF | Yemen | |
| | | | 17,38 | 19,00 | | | | |
| Scalloped spiny lobster/ Langouste festonnée/ Langosta festoneada <i>Panulirus homarus</i> | Whole | 100-200g | | 13,72 | 15,00 | Taiwan CIF | Yemen | |
| | | 200-300 | | 15,55 | 17,00 | | | |
| | | > 300 | | 17,38 | 19,00 | | | |
| | Whole, IWP | 30-60 g/pc | | 14,63 | 16,00 | Europe CIF | Yemen | |
| | | 60-120 | | 14,63 | 16,00 | | | |
| | >120g | | 18,29 | 20,00 | | | | |
| Edible crab/Tourteau/ Buey de mar <i>Cancer pagurus</i> | Live, bulk | T2 (13-16 cm) | | 4,39 | 4,76 + | France Auction | France | |
| | | 500-700g/pc | | 7,30 | 8,21 | | | |
| | | >1 kg | | 8,50 | 9,57 | | | |
| Spinous spider crab/ Araignée européenne/ Centolla europea/ <i>Maja squinado</i> | Fresh - female | male | | 5,30 | 5,96 | Italy CPT | UK | |
| | | female | | 4,50 | 5,06 | | | |
| | male | female | | 4,97 | 5,59 | Italy CPT | France | |
| | | male | | 3,67 | 4,13 | | | |
| | | Fresh-female | small | | 2,87 | | | 3,23 |
| | | male | small | | 2,70 | | | 3,04 |



| Fish Species Trade Name | Product Form | Grading | Price per kg | | Reference & Area | Origin | |
|--|-----------------------------------|---|--------------|-------------|---|-------------------|-------|
| | | | As stated | EUR USD | | | |
| BIVALVES | | | | | | March 2020 | |
| Oyster/Huitre/Ostra <i>Crassostrea gigas</i> <i>Ostrea edulis</i> | Live | No. 3 | 4,70 | 5,29 = | France prod. Price/ average export price | Ireland/France | |
| | | 60-100 g/pc | 17,50 | 19,69 | Spain CIF | Netherlands | |
| | | 95-110 g/pc | 17,65 | 19,86 | | Italy | |
| | | >130 | 14,62 | 16,45 | | Netherlands | |
| Mussel/Moule/Mejillón <i>Mytilus edulis</i> <i>Mytilus galloprovincialis</i> <i>Mytilus chilensis</i> | Live - Bottom mussel | Bulk | 2,10 | 2,36 = | France wholesale | France | |
| | | | 1,80 | 2,03 = | | Netherlands | |
| | Live - Rope | 60-80 pc/kg | 2,00 | 2,25 = | | Spain | |
| | Fresh - whole | | 1,92 | 2,16 | Italy CPT | Italy | |
| | Fresh - in skin | | 2,25 | 2,53 | | FCA | Spain |
| | Fresh | | 1,25 | 1,41 | | | |
| | | | | 1,87 | 2,10 | CPT | |
| | | | 3,20 | 3,60 | CIF | Chile | |
| Razor shell/Couteau/ Navajas - <i>Solenidae</i> | Fresh | S | 7,50 | 8,44 | Spain CIF | Ireland | |
| | | M | 8,60 | 9,68 | | | |
| | | L | 12,15 | 13,67 | | | |
| | Live | 10-12 cm/pc | 3,80 | 4,28 | | Netherlands | |
| Great Atlantic scallop/ Coquille-St- Jacques/ Vieira <i>Pecten maximus</i> | Fresh whole shell, roe-on | | 3,50 | 3,94 | France wholesale | France | |
| | Fresh whole shell, roe-off | | 3,40 | 3,83 | | | |
| | Fresh, meat, roe-on | | 28,00 | 31,51 | | | |
| | Frozen, meat, roe-on | | 28,00 | 31,51 | Retail | Europe | |
| | Frozen, meat, roe-off | | 27,50 | 30,95 | | | |
| | Fresh, whole shell, bulk, roe-on | | 36,46 | 41,03 | | | |
| | Fresh, whole shell, bulk, roe-off | | 6,34 | 7,13 | | | |
| SALMON | | | | | | March 2020 | |
| Atlantic salmon/ Saumon de l'Atlantique/ Salmón del Atlántico <i>Salmo salar</i> | Fresh - gutted, head-on | 2-3 kg/pc | 6,80 | 7,38 | Francewholesale | Norway | |
| | | 3-4 | 7,00 | 7,60 | | | |
| | | 4-5 | 7,30 | 7,92 | | | |
| | | 5-6 | 7,40 | 8,03 | | | |
| | | 6-7 | 7,50 | 8,14 | | | |
| | | 2-3 kg/pc | 7,00 | 7,60 | | | |
| | | Superior quality | 9,50 | 10,31 | | | |
| | | Smoked- Fillet vacuum reconstituted sides | 1-2 kg/pc | 30,50 | | | 33,10 |
| | | Fresh- Fillet | 3-4 kg/pc | 14,00 | | | 15,20 |
| | | Smoked- Fillet vacuum reconstituted sides | 1-2 kg/pc | 30,00 | | | 32,56 |
| | Fresh - gutted, head-on | 1-2 kg/pc | NOK 54,27 | 4,64 4,90 + | Norway FOB | Norway | |
| | | 2-3 | NOK 62,15 | 5,31 5,61 + | | | |
| | | 3-4 | NOK 67,27 | 5,75 6,07 + | | | |
| | | 4-5 | NOK 68,27 | 5,83 6,16 + | | | |
| | | 5-6 | NOK 67,77 | 5,79 6,12 + | | | |
| | | 6-7 | NOK 66,63 | 5,69 6,02 + | | | |
| | | 7-8 | NOK 66,08 | 5,65 5,97 - | | | |
| | | 8-9 | NOK 66,54 | 5,69 6,01 - | | | |
| | > 9 | NOK 67,07 | 5,73 6,06 + | | | | |
| Fresh | 3-4 kg/pc | 6,90 | 7,49 | Spain CFR | Norway | | |
| | | 11,95 | 12,97 | | | | |
| gutted, head-on | 4-5 kg/pc | 5,45 | 5,92 | Tunisia CFR | | | |
| | 5-6 | 7,85 | 8,52 | | | | |
| IQF - salmon slices | | 9,73 | 10,56 | Europe CFR | | | |
| Fresh - salmon cubes 8x8x8 | | 9,73 | 10,56 | | | | |
| Fresh - Whole - Superior | 2-3 kg/pc | 6,25 | 6,78 - | Italy DDP | Norway | | |
| | 3-4 | 6,71 | 7,28 - | | | | |
| | 4-5 | 6,89 | 7,48 - | | | | |
| | 5-6 | 6,92 | 7,51 - | | | | |
| | 6-7 | 7,02 | 7,62 - | | | | |
| | 7-8 | 7,08 | 7,68 - | | | | |
| | 8-9 | 6,90 | 7,49 - | | | | |
| | 9-10 | 9,23 | 10,02 | | | | |



| Fish Species Trade Name | Product Form | Grading | Price per kg | | Reference & Area | Origin | |
|---|---|------------------------------|--------------|---------|---------------------|-------------------|---------|
| | | | As stated | EUR USD | | | |
| SALMON (cont.) | | | | | | March 2020 | |
| Atlantic salmon/ Saumon de l'Atlantique/ Salmón del Atlántico <i>Salmo salar</i> | Fresh- Whole | 3-4 | 6,49 | 7,04 - | Italy DDP | Norway | |
| | | 4-5 | 6,74 | 7,32 - | | | |
| | | 5-6 | 6,86 | 7,45 - | | | |
| | Fillet, cooked | | | 5,09 | 5,52 | FCA | Italy |
| | IQF portion, 10% glazing | 100-150 g/pc | | 10,00 | 10,85 | | Denmark |
| TROUT | | | | | | March 2020 | |
| Rainbow trout/ Truite arc-en-ciel/ Trucha arco iris <i>Oncorhynchus mykiss</i> | Fresh | 300-400 g/pc | 4,00 | 4,34 = | Italy CPT | Italy | |
| | | Gutted | 150-300 g/pc | 4,70 | | | 5,10 - |
| | | 300-500 g/pc | 5,08 | 5,51 + | | | |
| | Fresh- whole | Fillet | | 6,80 | 7,38 | France wholesale | France |
| | | Fillet, smoked | | 8,50 | 9,23 | | |
| | | Whole, gutted, bulk | | 12,08 | 13,11 | | |
| FRESHWATER FISH | | | | | | March 2020 | |
| Arctic char/omble-chevalier/ Trucha alpina <i>Salvelinus alpinus</i> | Fresh- whole | | 8,70 | 9,44 = | France wholesale | Europe | |
| Nile perch/Perche du Nil/Perca del Nilo <i>Lates niloticus</i> | Fillet - skinless | 300-500 g/pc | 5,03 | 5,50 | EU CFR | Uganda | |
| | | Interleaved, 100% net weight | 500-1000 | 5,90 | | | 6,45 |
| | Fresh whole | 200-400 g/pc | 3,96 | 4,30 | Italy FCA | Tanzania | |
| | | yellow | 200-400 g/pc | 4,08 | | | 4,43 |
| | | red | 200-400 g/pc | 4,06 | | | 4,41 |
| | | green | 200-400 g/pc | 4,03 | | | 4,37 |
| Fresh fillet | 200-400 g/pc | 4,50 | 4,88 | | | | |
| | | 400-700 | 3,63 | 3,94 | | | |
| Pike perch/Sandre/ - Lucioperca <i>Sander lucioperca</i> | Fillet - skinless, PBI, IWP | 500-1000 g/pc | 5,90 | 6,45 | Spain CFR | Europe | |
| | | Average size | 10,50 | 11,40 | | | |
| | Fresh- whole | | 13,30 | 14,44 | France whoelsale | Europe | |
| | | Fillet | 2-3 kg | 5,50 | | | 5,97 |
| Nile Tilapia/Tilapia du Nil/Tilapia del Nilo <i>Oreochromis niloticus</i> | Fillet - skinless, IQF, PBO non-treated, 10% glaze | 5-7 oz/pc | 3,85 | 4,00 | Spain CFR | China | |
| Pangasius <i>Pangasius hypophthalmus</i> | Fillet, thawed | | 4,29 | 4,66 | Italy CIF | Viet Nam | |
| NON-TRADITIONAL SPECIES | | | | | | March 2020 | |
| Sturgeon/Sturgeon/ Esturione <i>Acipenseridae</i> <i>A.baeri</i> | Frozen - Whole | 1.5-2 kg/pc | 6,50 | 7,06 = | France CIF | France | |
| | | Gutted | 5-7 kg/pc | 7,50 | | | 8,14 = |
| | Fillets | 200-300 g/pc | 15,00 | 16,28 = | | | |
| | | 800-1000 | 15,00 | 16,28 = | | | |
| | Caviar (Aquitaine) metal boxes | | 9,90 | 10,75 + | | | |
| Ribbonfish <i>Trichiurus lepturus</i> | Whole, IWP | 300-1500 g/pc | 2,50 | 2,71 | Europe CFR | Senegal | |
| | | 100-200 g/pc | 3,29 | 3,60 | Taiwan CIF | Yemen | |
| | | 200-300 | 3,75 | 4,10 | | | |
| | | 300-500 | 3,75 | 4,10 | | | |
| | | 500-700 | 3,75 | 4,10 | | | |
| | | 700-1000 | 3,75 | 4,10 | | | |
| European eel/ Anguille d'Europe/ Anguila europea <i>Anguilla anguilla</i> | Smoked | Medium | 47,00 | 51,01 | Francewholesale | Europe | |
| Dusky grouper Mérrou noir/Mero moreno <i>Epinephelus marginatus</i> | H&G | 3-5 kg/pc | 5,49 | 6,00 | Europe CIF | Yemen | |
| | | > 5 | 4,57 | 5,00 | | | |
| | IWP, gutted | > 3 kg/pc | 4,57 | 5,00 | Italy CPT | Senegal | |
| | | Fresh whole | 10-20 kg/pc | 10,74 | | | 11,66 |
| | 1-2 | 13,75 | 14,92 | | | | |
| | 2-4 | 13,75 | 14,92 | | | | |
| | | > 20 | 10,10 | 10,96 | | | |
| White grouper/ Merou blanc/Cherna de ley <i>Epinephelus aeneus</i> | Whole, gutted | 3-5 kg/pc | 5,94 | 6,50 | Italy CPT | Senegal | |
| | | 5-10 | 5,03 | 5,50 | | | |
| | | > 10 | 5,03 | 5,50 | | | |
| | Whole | 1-2 kg/pc | 9,65 | 10,47 - | | | |
| | | 2- 4 | 9,35 | 10,15 - | | | |
| | 4- 7 | 9,48 | 10,29 - | | | | |



| Fish Species Trade Name | Product Form | Grading | Price per kg | | | Reference & Area | Origin | | |
|---|----------------------|----------------------|--------------|--------------|--------|---------------------|-------------------|-----------|------------|
| | | | As stated | EUR | USD | | | | |
| NON-TRADITIONAL SPECIES (cont.) | | | | | | | March 2020 | | |
| Crimson jobfish Colas fill/Panchito hebra. <i>Pristipomoides filamentosus</i> | Whole, gutted | 2- 3 kg/pc | | 3,06 | 3,35 | Europe CIF | Yemen | | |
| | | 3- 5 | | 3,16 | 3,45 | | | | |
| | | 5- 10 | | 3,16 | 3,45 | | | | |
| Spangled emperor/ Empereur moris/ Emperador relámpago <i>Lethrinus nebulosus</i> | Whole, gutted | 3-5 kg/pc | | 2,68 | 2,93 | | | | |
| | | > 5 | | 2,68 | 2,93 | | | | |
| | | 3-5 | | 4,12 | 4,50 | | | | |
| Common dolphinfish (Mahi Mahi)/Coryphène commune/ Lampuga <i>Coryphaena hippurus</i> | Whole, gutted | 2-3 kg/pc | | 2,79 | 3,05 | | | | |
| | | 3- 5 | | 2,79 | 3,05 | | | | |
| | | 5- 10 | | 2,79 | 3,05 | | | | |
| SEABASS/SEABREAM/ MEAGRE | | | | | | | March 2020 | | |
| Seabass/Bar, Loup/Lubina <i>Dicentrarchus labrax</i> | Fresh - whole farmed | 200-300 g/pc | | 3,10 | 3,36 + | Greece FOB | Greece | | |
| | | 300-450 | | 3,70 | 4,02 + | | | | |
| | | 450-600 | | 4,00 | 4,34 + | | | | |
| | | 600-800 | | 5,50 | 5,97 + | | | | |
| | | 800-1000 | | 6,50 | 7,06 = | | | | |
| | | > 1000 | | 8,50 | 9,23 + | | | | |
| | | 200-300 g/pc | | 3,30 | 3,58 + | | | Italy CIF | |
| | | 300-450 | | 3,90 | 4,23 + | | | | |
| | | 450-600 | | 4,20 | 4,56 + | | | | |
| | | 600-800 | | 5,70 | 6,19 + | | | | |
| | | 800-1000 | | 6,70 | 7,27 = | | | | |
| | | > 1000 | | 8,70 | 9,44 + | | | | |
| | | Fresh - whole farmed | 200-300 g/pc | | 3,35 | | | 3,64 + | France CIF |
| | | | 300-450 | | 3,95 | | | 4,29 + | |
| | 450-600 | | | 4,25 | 4,61 + | | | | |
| | 600-800 | | | 5,75 | 6,24 + | | | | |
| | 800-1000 | | | 6,75 | 7,33 = | | | | |
| | > 1000 | | | 8,75 | 9,50 + | | | | |
| | 200-300 g/pc | | | 3,34 | 3,63 + | Spain CIF | | | |
| | 300-450 | | | 3,94 | 4,28 + | | | | |
| | 450-600 | | | 4,24 | 4,60 + | | | | |
| | 600-800 | | | 5,74 | 6,23 + | | | | |
| | 800-1000 | | | 6,74 | 7,32 = | | | | |
| | > 1000 | | | 8,74 | 9,49 + | | | | |
| | 200-300 g/pc | | | 3,37 | 3,66 + | Germany CIF | | | |
| | 300-450 | | | 3,97 | 4,31 + | | | | |
| | 450-600 | | 4,27 | 4,63 + | | | | | |
| | 600-800 | | 5,77 | 6,26 + | | | | | |
| 800-1000 | | 6,77 | 7,35 = | | | | | | |
| > 1000 | | 8,77 | 9,52 + | | | | | | |
| 200-300 g/pc | | 3,35 | 3,64 | Portugal CIF | | | | | |
| 300-450 | | 3,95 | 4,29 | | | | | | |
| 450-600 | | 4,25 | 4,61 | | | | | | |
| 600-800 | | 5,75 | 6,24 | | | | | | |
| 800-1000 | | 6,75 | 7,33 | | | | | | |
| > 1000 | | 8,75 | 9,50 | | | | | | |
| 200-300 g/pc | | 3,53 | 3,83 + | UK CIF | | | | | |
| 300-450 | | 4,13 | 4,48 + | | | | | | |
| 450-600 | | 4,43 | 4,81 + | | | | | | |
| 600-800 | | 5,93 | 6,44 + | | | | | | |
| 800-1000 | | 6,93 | 7,52 = | | | | | | |
| > 1000 | | 8,93 | 9,69 + | | | | | | |
| 200-300 g/pc | | 3,20 | 3,47 + | Italy FCA | Greece | | | | |
| 300-450 | | 3,80 | 4,12 + | | | | | | |
| 450-600 | | 4,10 | 4,45 + | | | | | | |
| 600-800 | | 5,21 | 5,65 - | | | | | | |
| 800-1000 | | 6,72 | 7,29 + | | | | | | |
| 1000-1500 | | 7,96 | 8,64 - | | | | | | |
| 1500- 2000 | | 9,54 | 10,35 - | | | | | | |
| > 2000 | | 13,49 | 14,64 - | | | | | | |



| Fish Species Trade Name | Product Form | Grading | Price per kg | | | Reference & Area | Origin | |
|--|---|---------------------------|--------------|-----------|--------------|--------------------------|-----------|--------|
| | | | As stated | EUR | USD | | | |
| SEABASS/SEABREAM/ MEAGRE (cont.) | | | | | | | | |
| March 2020 | | | | | | | | |
| Seabass/Bar, Loup/Lubina <i>Dicentrarchus labrax</i> | Fresh - whole farmed | 200-300 g/pc | 4,50 | 4,88 | Spain CIF | Canary Island (Spain) | | |
| | | 300-400 | 4,50 | 4,88 | | | | |
| | | 400-600 | 4,00 | 4,34 | | | | |
| | | 600-800 | 4,30 | 4,67 | | | | |
| | | 800-1000 | 5,50 | 5,97 | | | | |
| | | 1000-1500 | 9,12 | 9,90 | | | | |
| | Wild | 1500-20000 | 12,50 | 13,57 | Spain CIF | Canary Island (Spain) | | |
| | | 1000-2000 g/pc | 10,80 | 11,72 | | | | |
| | | 2000-3000 | 11,80 | 12,81 | | | | |
| | Fresh - whole - wild Mediterranean | Farmed - Orbetello | 3000-4000 | 14,30 | 15,52 | Italy CPT | Egypt | |
| | | | 600-800 | 10,00 | 10,85 | | | |
| | | | 800-1000 | 10,17 | 11,04 | | | |
| 1000-2000 | | | 11,43 | 12,41 | | | | |
| Farmed - Orbetello | Farmed - Orbetello | > 2000 | 11,49 | 12,47 | FCA | Italy | | |
| | | Large | 10,70 | 11,61 | | | | |
| | | Medium | 9,70 | 10,53 | | | | |
| Gilthead seabream/ Dorade royale/Dorada <i>Sparus aurata</i> | Fresh - whole farmed | Small | 7,60 | 8,25 | GreeceFOB | Greece | | |
| | | 200-300 g/pc | 4,10 | 4,45 = | | | | |
| | | 300-450 | 4,40 | 4,78 = | | | | |
| | | 450-600 | 4,60 | 4,99 = | | | | |
| | | 600-800 | 5,30 | 5,75 = | | | | |
| | | 800-1000 | 6,50 | 7,06 = | | | | |
| | | > 1000 | 8,50 | 9,23 = | | | | |
| | | 200-300 g/pc | 4,30 | 4,67 = | | | Italy CIF | Greece |
| | | 300-450 | 4,60 | 4,99 = | | | | |
| | | 450-600 | 4,80 | 5,21 = | | | | |
| | | 600-800 | 5,50 | 5,97 = | | | | |
| | | 800-1000 | 6,70 | 7,27 = | | | | |
| | > 1000 | 8,70 | 9,44 = | | | | | |
| | 200-300 g/pc | 4,35 | 4,72 = | FranceCIF | Greece | | | |
| | 300-450 | 4,65 | 5,05 = | | | | | |
| | 450-600 | 4,85 | 5,26 = | | | | | |
| | 600-800 | 5,55 | 6,02 = | | | | | |
| | 800-1000 | 6,75 | 7,33 = | | | | | |
| | > 1000 | 8,75 | 9,50 = | | | | | |
| | 200-300 g/pc | 4,34 | 4,71 = | Spain CIF | Greece | | | |
| | 300-450 | 4,64 | 5,04 = | | | | | |
| | 450-600 | 4,84 | 5,25 = | | | | | |
| | 600-800 | 5,54 | 6,01 = | | | | | |
| | 800-1000 | 6,74 | 7,32 = | | | | | |
| > 1000 | 8,74 | 9,49 = | | | | | | |
| Gilthead seabream/ Dorade royale/Dorada <i>Sparus aurata</i> | Fresh - whole farmed | 200-300 g/pc | 4,37 | 4,74 = | GermanyCIF | Greece | | |
| | | 300-450 | 4,67 | 5,07 = | | | | |
| | | 450-600 | 4,87 | 5,29 = | | | | |
| | | 600-800 | 5,57 | 6,05 = | | | | |
| | | 800-1000 | 6,77 | 7,35 = | | | | |
| | | > 1000 | 8,77 | 9,52 = | | | | |
| | | 200-300 g/pc | 4,35 | 4,72 = | Portugal CIF | | Greece | |
| | | 300-450 | 4,65 | 5,05 = | | | | |
| | | 450-600 | 4,85 | 5,26 = | | | | |
| | | 600-800 | 5,55 | 6,02 = | | | | |
| | | 800-1000 | 6,75 | 7,33 = | | | | |
| | | > 1000 | 8,75 | 9,50 = | | | | |
| 200-300 g/pc | 4,53 | 4,92 = | UK CIF | Greece | | | | |
| 300-450 | 4,83 | 5,24 = | | | | | | |
| 450-600 | 5,03 | 5,46 = | | | | | | |
| 600-800 | 5,73 | 6,22 = | | | | | | |
| 800-1000 | 6,93 | 7,52 = | | | | | | |
| > 1000 | 8,93 | 9,69 = | | | | | | |



| Fish Species Trade Name | Product Form | Grading | Price per kg | | | Reference & Area | Origin |
|---|-----------------------------|---------------|--------------|------------------|-------------|---------------------|-------------------|
| | | | As stated | EUR | USD | | |
| SEABASS/SEABREAM/ MEAGRE (cont.) | | | | | | | March 2020 |
| Gilthead seabream/ Dorade royale/Dorada <i>Sparus aurata</i> | wild | 600-800 g/pc | 16,31 | 17,70 | Italy FCA | Morocco | |
| | | 800-1000 | 19,67 | 21,35 | | | |
| | | 1000-2000 | 21,20 | 23,01 | | | |
| | | > 2000 | 18,51 | 20,09 | | | |
| | farmed | 200-300 g/pc | 4,11 | 4,46 + | CPT | Greece | |
| | | 300-400 | 4,30 | 4,67 + | | | |
| | | 400-600 | 4,32 | 4,69 + | | | |
| | wild | 400-600 g/pc | 9,65 | 10,47 + | FCA | Egypt | |
| | | 600-800 | 10,48 | 11,37 + | | | |
| | | 800-1000 | 10,47 | 11,36 + | | | |
| | | 1000-2000 | 10,50 | 11,40 + | | | |
| | farmed Orbetello | Large | 10,70 | 11,61 = | CPT | Italy | |
| Medium | | 9,70 | 10,53 = | | | | |
| 1-2 kg/pc | | 12,40 | 13,46 = | | | | |
| Wild | 600-800 g/pc | 16,85 | 18,29 - | FCA | Morocco | | |
| | 1000-2000 | 18,41 | 19,98 | | | | |
| | 2000-3000 | 17,27 | 18,74 | | | | |
| White seabream/Sar/Sargo <i>Diplodus sargus</i> | Fresh farmed | 300-500 g/pc | 6,20 | 6,73 | Italy CPT | Senegal | |
| | | | 7,15 | 7,76 | | Spain | |
| Japanese threadfin bream/ Cohana japonaise/ Baga japonesa <i>Nemipterus japonicus</i> | Whole | 100-200 g/pc | 1,78 | 1,95 | Vietnam CIF | Yemen | |
| | | 200- 300 | 2,06 | 2,25 | | | |
| | | 300- 500 | 2,06 | 2,25 | | | |
| | Whole, frozen at sea, block | 100- 200 g/pc | 2,52 | 2,76 | USA CIF | | |
| > 200 | | 2,89 | 3,16 | | | | |
| Santer seabream/ Denté nufar/Dentón nufar <i>Cheimerius nufar</i> | | 500-1000 g/pc | 6,96 | 7,55 | Italy CPT | Oman | |
| | | 1000-2000 | 6,96 | 7,55 | | | |
| Meagre/Maigre commun/Corvina <i>Argyrosomus regius</i> | Fresh - Whole farmed | 500-1000 g/pc | 5,25 | 5,70 | Italy FCA | Greece | |
| | | 1000-2000 | 5,15 | 5,59 - | | | |
| | | > 2000 | 4,94 | 5,36 - | | | |
| | | > 3000 | 6,25 | 6,78 - | | | |
| | wild | > 2000 g/pc | 7,57 | 8,22 | CIF | Egypt | |
| | | 600-800 g/pc | 6,30 | 6,84 | | | |
| | | 800-1000 | 6,25 | 6,78 + | CPT | | |
| | | 1000-2000 | 6,36 | 6,90 + | | | |
| | | 2000-4000 | 6,89 | 7,48 + | | | |
| | | 4000-6000 | 13,50 | 14,65 + | | | |
| | | 5-10 kg | 8,53 | 9,26 + | | | |
| | | 10-15kg | 8,50 | 9,23 - | | | |
| Fresh- whole, wild | > 1000 g/pc | 10,50 | 11,40 | France wholesale | France | | |



The European Fish Price Report is a monthly GLOBEFISH publication. This issue was prepared by Helga Josupeit, Nada Bougouss, Felix Dent, and Alessia Capasso.

PRICE REFERENCE (INCOTERMS 2010)

| | |
|-----|--------------------------------|
| CFR | Cost and Freight |
| CIF | Cost, Insurance and Freight |
| CIP | Carriage and Insurance Paid To |
| CPT | Carriage Paid To |
| DAT | Delivered at Terminal |
| DAP | Delivered at Place |
| DDP | Delivered Duty Paid |
| EXW | Ex Works |
| FCA | Free Carrier |
| FAS | Free Alongside Ship |
| FOB | Free on Board |

PRODUCT FORM

| | |
|-----|---------------------------|
| C&P | Cooked and Peeled |
| FAS | Frozen at Sea |
| H&G | Headed and Gutted |
| HOG | Head on Gutted (salmon) |
| IQF | Individually Quick Frozen |
| IWP | Individually Wrapped Pack |
| PBI | Pinbone In |
| PBO | Pinbone Off |
| PD | Peeled and Deveined |
| PTO | Peeled Tail On |
| PUD | Peeled, Undeveined |

CURRENCY RATES

| | | US\$ | EUR |
|---------|-----|--------|--------|
| Canada | CAD | 1.32 | 1.45 |
| Hungary | HUF | 309.53 | 337.12 |
| Norway | NOK | 9.25 | 10.04 |
| USA | USD | | 1.09 |
| EU | EUR | 0.92 | |
| Denmark | DKK | 6.89 | 7.47 |
| Russia | RUR | 63.58 | 69.02 |

Exchange Rates 18.3.2020

SYMBOLS

- + Price increased in original currency since last report
- Price decreased in original currency since last report
- = Updated but unchanged price
- * New insertion
- Not updated since last issue

**GLOBEFISH Market Reports are available from the GLOBEFISH web site:
www.fao.org/in-action/globefish**



**Food and Agriculture
Organization of the
United Nations**

Food and Agriculture Organization of the United Nations
Fisheries and Aquaculture Policy and Resources Division
Products, Trade and Marketing Branch

Viale delle Terme di Caracalla

00153 Rome, Italy

Tel +39 06 5705 2884

www.fao.org/in-action/globefish

 @FAOfish #FAOglobefish

